
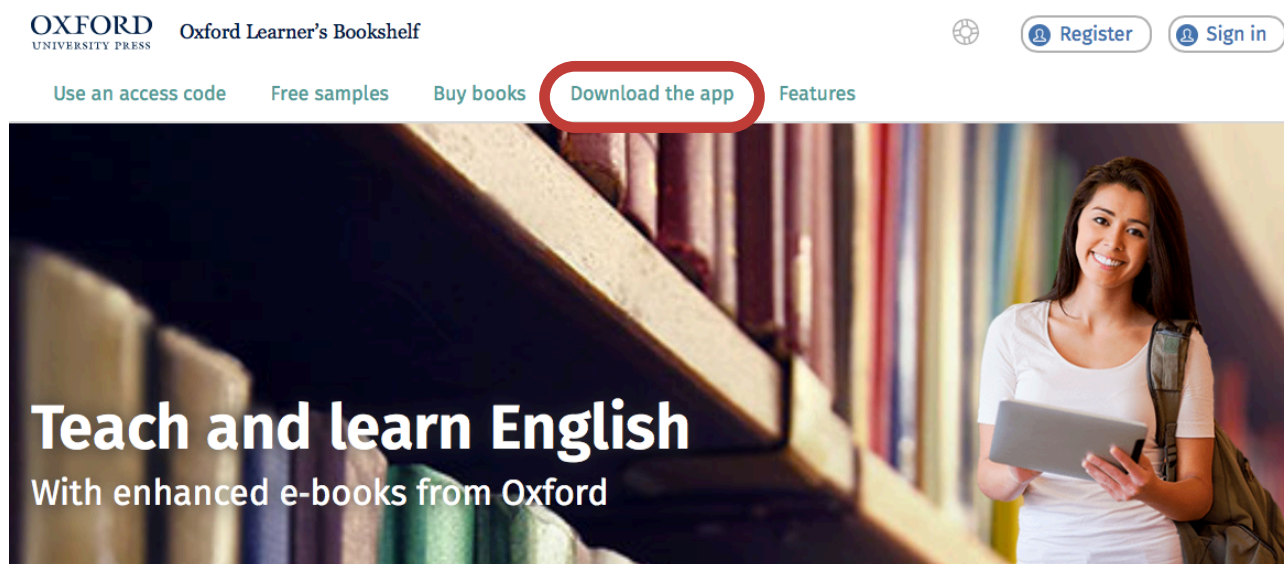


Kako preuzeti i koristiti **Oxford Learner's Bookshelf** i digitalni udžbenik na PC računalu

KORAK 1 - PREUZIMANJE APLIKACIJE NA RAČUNALO

1. Pristupite <https://www.oxfordlearnersbookshelf.com> stranici.
2. Kliknite na **DOWNLOAD THE APP**.



Use an access code

Already have an access code? [Register](#) or [sign in](#) using your Oxford ID and choose **Add books** to get started.

[Register to use an access code](#)

3. Kliknite na DOWNLOAD THE APP i zatim na DOWNLOAD NOW.

Secure | <https://www.oxfordlearnersbookshelf.com/#download-the-app>


OXFORD UNIVERSITY PRESS Oxford Learner's Bookshelf

Use an access code Free samples Buy books **Download the app** Features

Download the app

Study offline. Save your work in the cloud so that you can access it across different devices.

Download the app




GET IT ON Google Play Download on the App Store

Secure | <https://www.oxfordlearnersbookshelf.com/home/appDownload.html>

OXFORD UNIVERSITY PRESS Oxford Learner's Bookshelf

Use your e-books offline on your computer

Download the Oxford Learner's Bookshelf app for Windows or Mac.



Oxford Learner's Bookshelf app
Version 1.4.14

Download now (51MB)

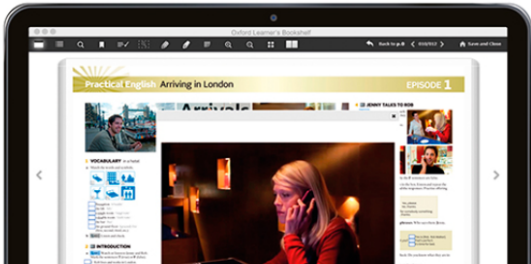
Windows System Requirements

Hardware:

- CPU 2.0GHz
- 1GB of RAM

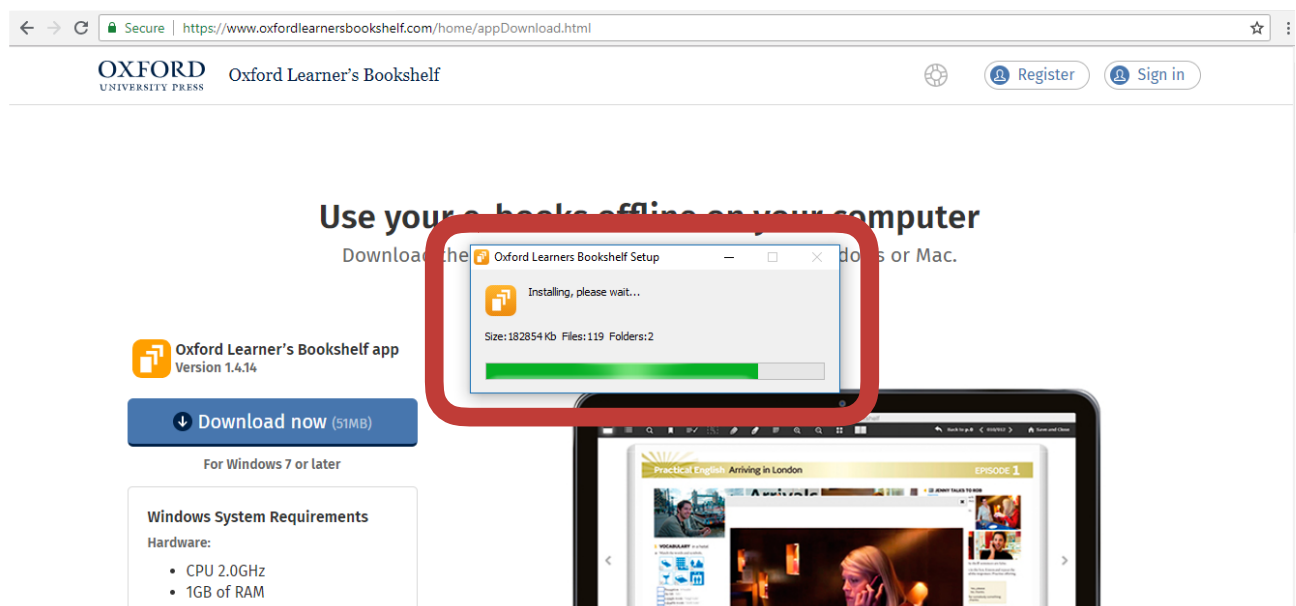
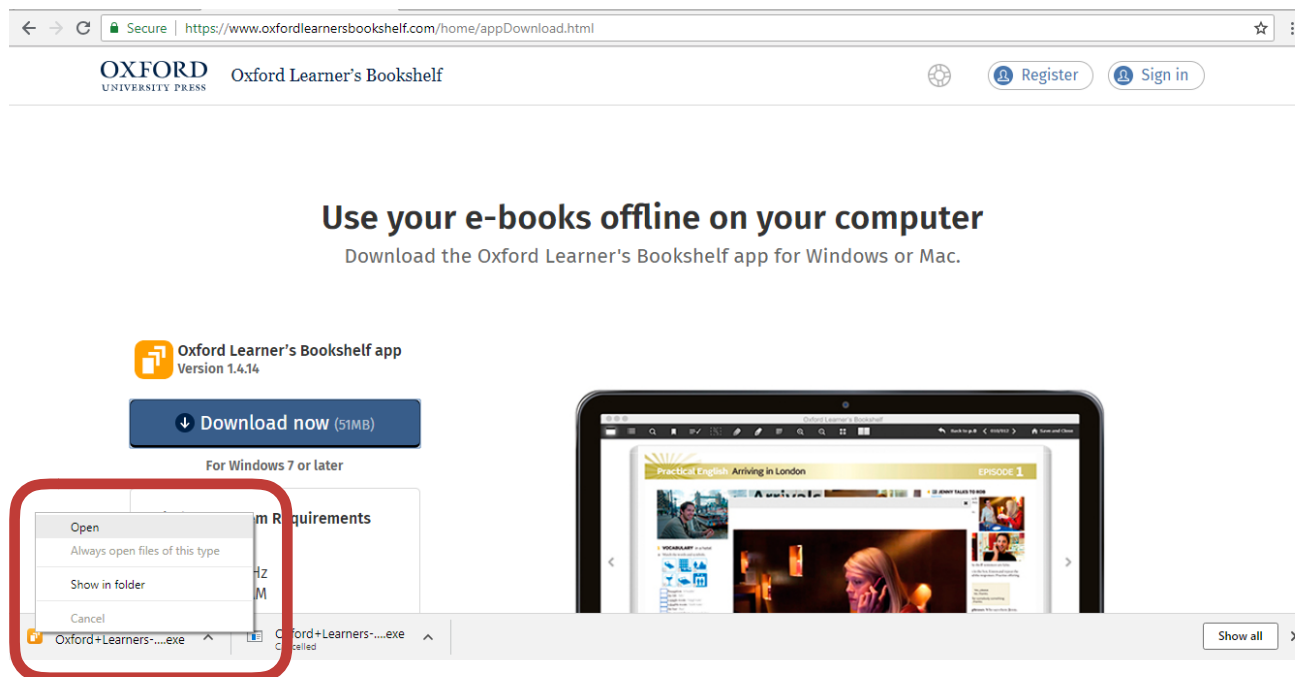
Software:

- Windows 7 or later



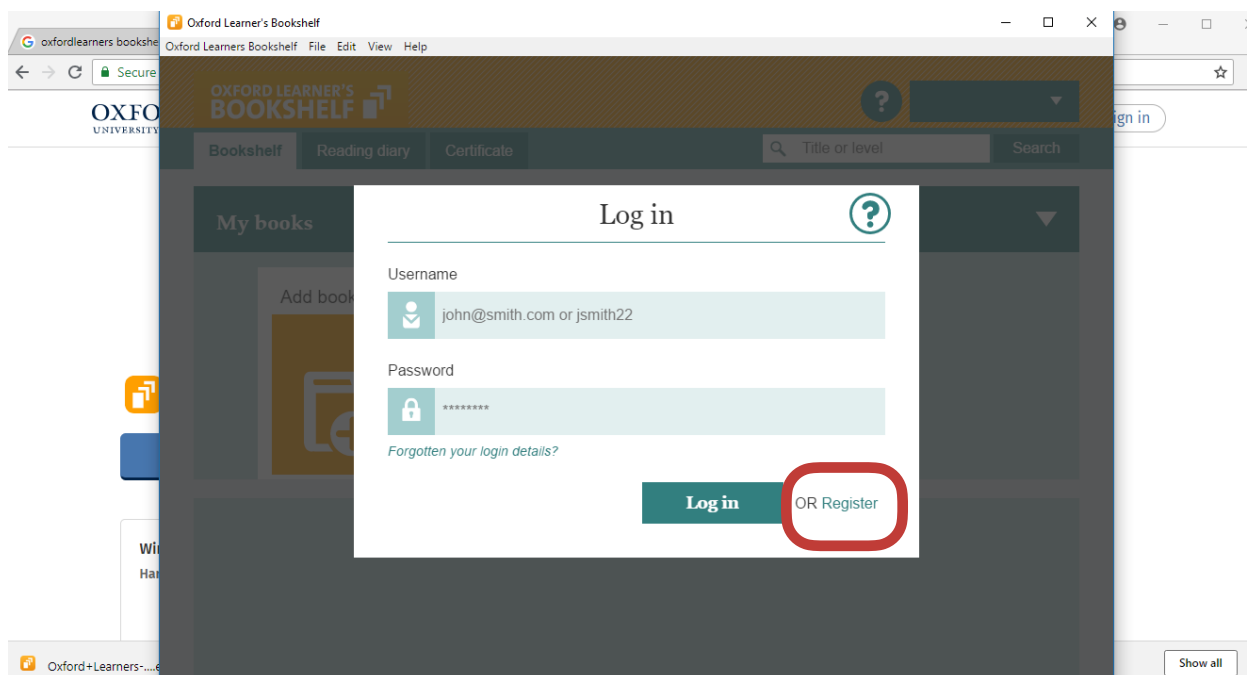
KORAK 2

Nakon preuzimanja, kliknite OPEN/OTVORI te instalirajte preuzetu Oxford Learner's Bookshelf aplikaciju na računalo.



KORAK 3 - REGISTRACIJA I PREUZIMANJE DIGITALNOG UDŽBENIKA

1. Kliknite na REGISTER. U obrascu za registraciju upišite ime (First name) i prezime (Last name).
2. Stvorite korisničko ime (User name) i zaporku (Password). Potrebno je prihvatiti Terms and Conditions. Kliknite na kućicu pored *I agree to the terms and conditions*.
3. Korisničke podatke zapišite i pohranite na sigurno mjesto.
4. Kliknite na REGISTER.



Register

First name

Ivana

Last name

Horvat

Username

ivana.horvat@gmail.com

✓

Your username must be a valid email address.

Password

.....

✓

Confirm password

.....

✓

Your password must be at least 6 characters and include at least 1 lower case letter (a-z) and 1 upper case letter (A-Z), with no spaces. Please note: your new password cannot be the same as any of your last 4 passwords.

☒ I agree to the [terms and conditions](#) and, if I am 16 or under, I have obtained permission to agree from a parent or guardian. By using the Bookshelf, I am agreeing to the practices set out in the [Legal Notice](#).

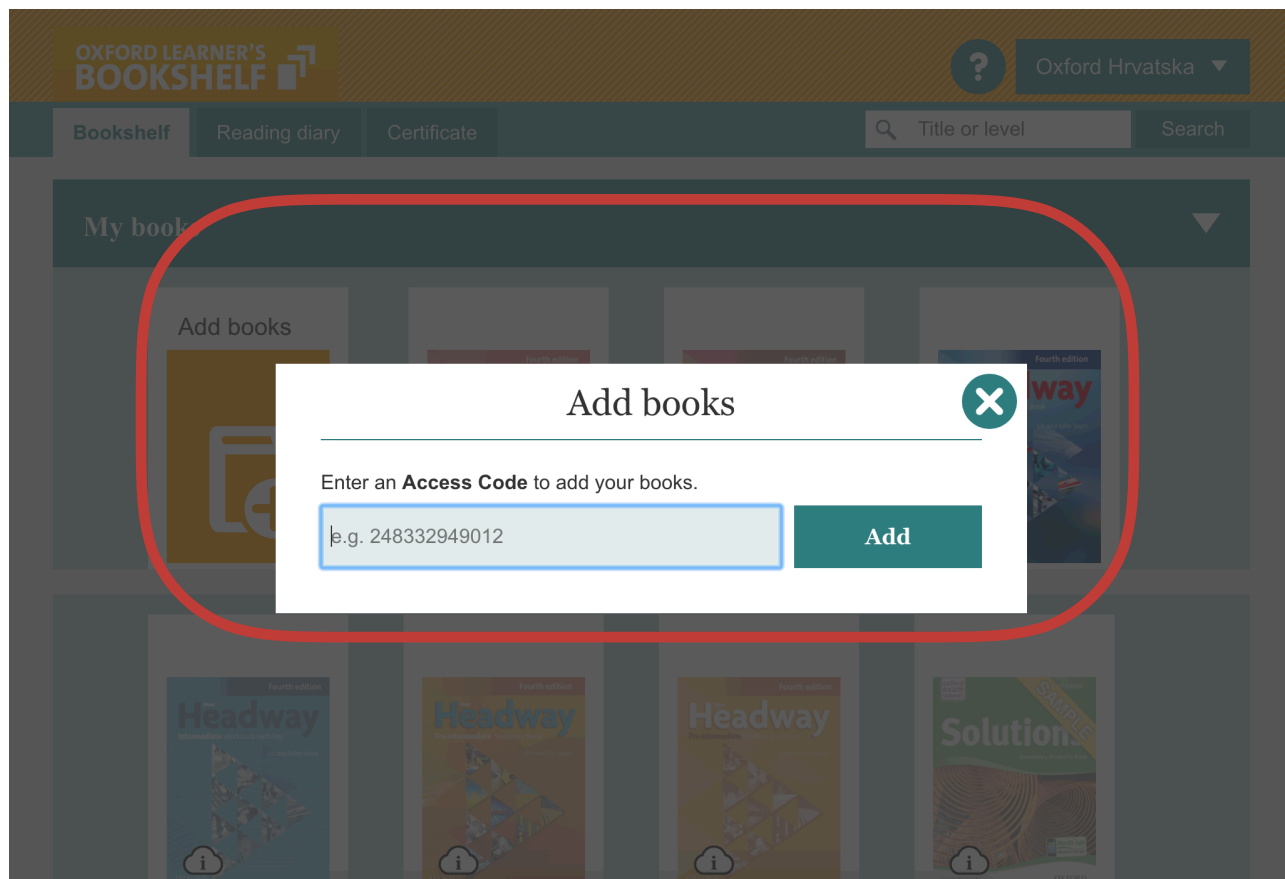
Our [Privacy Policy](#) sets out how Oxford University Press handles your personal information, and your rights to object to your personal information being used for marketing to you or being processed as part of our business activities. We will only use your personal information for providing you with this service.

Register

OR log in

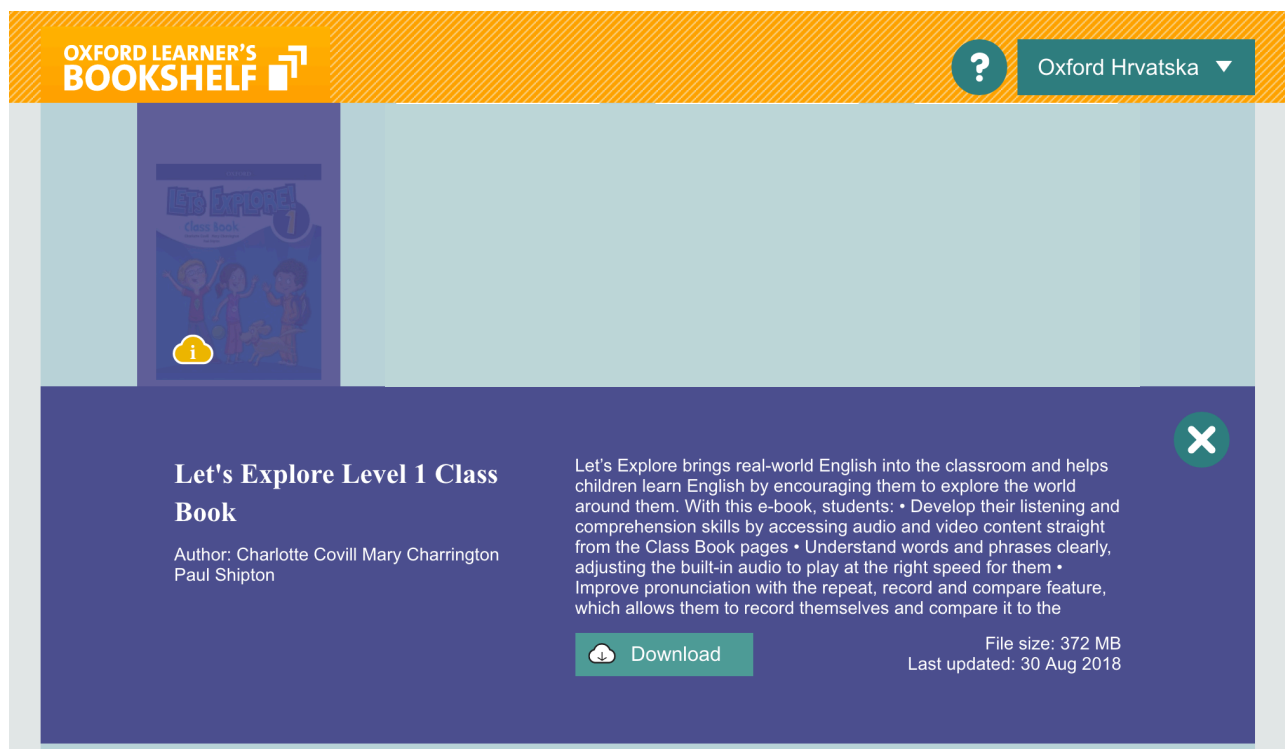
KORAK 4

1. U novootvorenom sučelju kliknite na ADD BOOKS.
2. Unesite kod koji se nalazi u radnoj bilježnici.
3. Kliknite tipku ADD.



KORAK 5

Preuzmite digitalni udžbenik na računalo klikom na ikonu oblaka.



KORAK 6

Vaš je udžbenik spreman za korištenje.

